

IN A SNAPSHOT



The West Sacramento Center was officially opened in fall 1999 on Halyard Drive in West Sacramento with 3 classrooms and 1 computer lab. A variety of classes were offered including English as a Second Language (ESL), basic skills, and general education courses.

WEST SACRAMENTO CENTER

A permanent facility was completed in January 2010 and the Downtown Center in Sacramento was merged with West Sacramento Center (WSC). The West Sacramento Center was relocated to a brand new state of the art building, where it is today.

Currently, the Center is a 25, 000 Sq. ft., 3-story building that includes 12 classrooms and 1 academic computer lab. The e-Services Area is located on the 1st floor for students to use for their registration and enrollment needs. The 3rd floor houses Assessment Center, Open Computer Lab, Learning Resource Center, Math Lab, Student Lounge, Tutoring Services, and Writing Center. The Center provides Go Print Services, Wi-Fi, and vending machines to students.

The West Sacramento Center was designated "center status" on March 3, 2014 by the California Community College Board of Governors.

FALL 2017 SEMESTER

Staff:

- Permanent: 6
- Temporary: 6
- Student Support: 5




Faculty: 101
of Sections: 137
Total FTE: 29.651



Students: 2617

- 12 Units or over: 36%
- 6 – 11.99 Units: 44%
- Up to 5.99 Units: 20%



Services Offered:

- Registration/Admissions
- Academic Counseling
- Assessment
- e-Services
- DSPS Accommodations
- DSPS Counseling
- Financial Aid
- Financial Aid workshop
- Fresh Start Workshop
- Library Services
 - Reserve Textbooks
 - Netbooks
 - Calculators
 - I-Clickers
- Math Lab
- Open Computer Lab
- Student Access
- Card/UTP Stickers
- Tutoring
- Writing Center



Representative Visits:

- CalWORKS
- Career Center
- Work Experience & Internship
- Health Center
- Transfer Center
- UCD Representative
- CSUS Representative



Washington Middle College High School

Total – 44

- Freshmen - 21
- Sophomores - 6
- Juniors - 11
- Seniors – 6

West Sacramento Promise Program

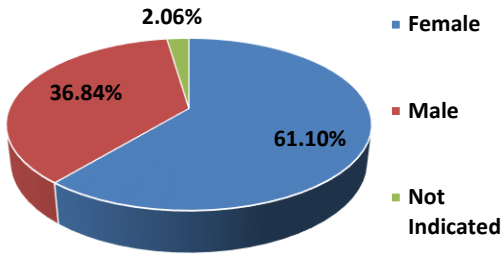
Applied – 88

- Eligible/Completed – 47
- Ineligible – 15
- Incomplete - 26

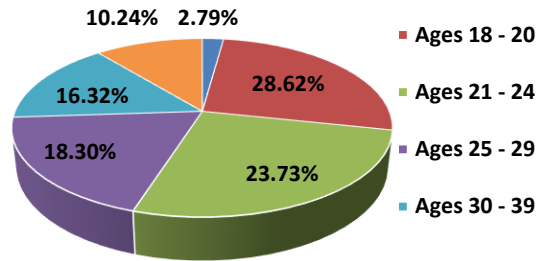


OUR STUDENTS

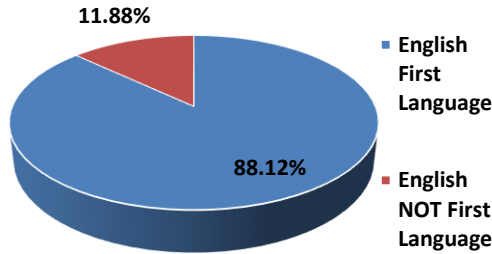
Gender



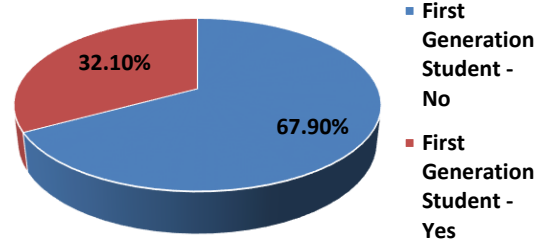
AGE



ENGLISH AS FIRST LANGUAGE



FIRST GENERATION STUDENT



ETHNICITY	
Ethnicity	Percentage
African American	7.99%
Asian	17.27%
Filipino	3.55%
Hispanic/Latino	33.09%
Multi-Race	6.19%
Native American	0.38%
Other Non-White	0.42%
Pacific Islander	1.38%
Unknown	1.07%
White	28.66%

EDUCATIONAL GOAL	
Educational Goal	Percentage
Acquire Job Skills Only	1.41%
Complete High School/GED	0.34%
Discover Career Interests	1.07%
Earn a Certificate	2.56%
Earn AA/AS Degree - No Transfer	17.04%
Educational Development	2.94%
Four year student meeting 4-yr requirement	2.22%
Improve Basic Skills	1.03%
Maintain Certificate/License	0.42%
Move from NonCredit to Credit	0.11%
Transfer to 4-yr after AA/AS	51.43%
Transfer to 4-yr - no AA/AS	14.41%
Uncollected/Unreported	0.61%
Undecided on Goal	3.71%
Update Job Skills Only	0.69%

PRIMARY LANGUAGE - TOP 5	
Primary Language	Percentage
English	88.08%
Spanish	3.10%
Russian	2.33%
Farsi (Persian)	1.03%
Vietnamese	0.99%

CITY - TOP 10	
City	Percentage
Sacramento	44.06%
West Sacramento	25.41%
Elk Grove	7.34%
Davis	4.59%
Woodland	1.60%
Rancho Cordova	1.38%
Folsom	0.84%
Vacaville	0.80%
Dixon	0.76%
Winters	0.73%

ENROLLMENT STATUS	
Enrollment	Percentage
Continuing Student	43.26%
First Time Student (New)	18.11%
First Time Transfer Student	17.42%
Returning Student	18.42%
Special Admit/Advance Education	2.18%
Unknown	0.61%